

**DATE:** March 28, 2022  
**TO:** Honorable Mayor  
Members of the City Council  
**FROM:** Brett Empey – Chief of Police



**AGENDA ITEM:** 14 (D) Annual Police Report - 2021

\*\*\*\*\*

**ACTION REQUESTED:** Informational Only

\*\*\*\*\*

**BACKGROUND:** Presented for your review and comment is the 2021 annual police report. Total crimes (Part I and Part II combined) reported within our City decreased by 12 incidents overall in comparison to our 2020 statistics. Part I crime increased by 6 incidents while Part II crimes decreased by 18 incidents year over year. Part I crime is deemed by the U.S. Department of Justice as “serious crime” which occurs with regularity in all areas of the country, and are likely to be reported to police. Part II crimes are all other crimes not listed as and not considered as serious a Part I crime.

Overall calls for service (criminal and non-criminal combined) dropped by 783 incidents in 2021 when compared to 2020 totals; 9205 total calls for service in 2021 compared to 9988 in 2020.

I’d be happy to answer any questions you might have regarding the report and I’d like to inform the public that this report will be made available online at the City of Jordan website on the Jordan Police Department Page.

\*\*\*\*\*

**FISCAL IMPACT:** N/A

\*\*\*\*\*

**STAFF RECOMMENDATION:** N/A

\*\*\*\*\*



***Jordan Police Department  
2021 Annual Report***

## **Jordan PD - Mission and Values Statement**

**Mission Statement:** "The mission of the Jordan Police Department is to contribute to the quality of life of our residents by showing respect and compassion to those in need, by providing prompt and professional responses to calls for service, and by ethical and unbiased enforcement of our laws."

**Statement of Values:** The Jordan Police Department is an organization comprised of people of integrity, committed to providing total quality police service to its community in an honest, fair, professional and courteous manner. It is understood and justified that the public expects police personnel to possess a high standard of ethics, professionalism, and integrity in both their professional careers and in their actions while not on duty. We will forge a partnership with the community based on mutual trust, confidence, commitment and communication to maintain and improve the quality of life and promote the safety and welfare of our citizens. The members of this agency pledge collectively and individually to constantly grow, develop and engage in reassessment to meet the current and future problems and challenges of our community. The Jordan Police Department exists to meet the City's objectives for the safety and well-being of its residents. The mission is accomplished through people and knowledge, our most important resources. In the continuing pursuit of total quality, we are guided by the following values:

**Respect:** We will recognize the worth, quality, diversity and importance of each other, the people we serve and the department.

**Compassion:** We will care about others and respect their feelings.

**Integrity:** We will be honest and forthright and meet the highest ethical standards.

**Efficiency:** We meet society's expectations and our own responsibility to be prudent with our resources.

**Leadership:** We will work together to be the very best in everything we do.





Dear Mayor and City Council Members –

I present to you for your review and comment the 2021 annual police report. Total crime (Part I and Part II combined) reported within our City decreased by 12 incidents overall in comparison to our 2020 statistics, however Uniform Crime Report defined Part I crimes did increase by 6 incidents year over year.

Part I crime is defined by the U.S. Department of Justice as “serious crime” which occurs with regularity in all areas of the country, and are likely to be reported to police. Uniform Crime Report defined Part II crimes are considered “less serious” offenses and those types of crimes decreased by 18 incidents in 2021 in comparison to 2020.

Overall calls for service (criminal and non-criminal combined) decreased by 783 incidents to a total of 9205 in 2021 in comparison to a 2020 ending total of 9988 incidents.

Yearly totals for calls for service at our 549 registered rental residential properties for 2021 ended at 765 with 60 crimes being committed. Yearly totals for calls for service at our 1735 non-rental residential properties in 2021 ended at 641 with 46 crimes being committed.

Our department went through rather significant personnel changes and challenges in 2021 as three (3) veteran Officers or 30% of our licensed staff left employment for various reasons. Those Officer positions were replaced throughout the year with newly hired Officers Holasek, Demko, and Ross. Our department was left short staffed for the majority of the year while we conducted hiring processes and trained in the new Officers.

Best Regards,

Chief Empey

## **Police Department Personnel**



**Chief Brett Empey - Serving Since 1999**

**Sergeant Shane Schultz - Serving Since 2007**

**Sergeant Charles Crohn – Serving Since 2006 \***

**Detective Randall Campbell – Serving Since 2015 \***

**Officer David Culpepper (RVEC SRO) – Serving Since 2014 \***

**Officer Brian Whitmer – Serving since 2018**

**Officer Trenton Silbernagel – Serving Since 2019\***

**Officer Bailey Holasek – Serving Since 2021**

**Officer LeAnn Demko – Serving Since 2021**

**Officer Erin Ross – Serving Since 2021\***

**Records - Kelly Doyle – Serving Since 2007**

**Records – John Bodenhamer – Serving Since 2020**

***\*Indicates the inclusion of Part-Time experience with our City***



# Crimes by UCR Code

City: Jordan

Date Range: 1/1/2021 to 12/31/2021

| Code |                                     | YTD 2021   | YTD 2020   |
|------|-------------------------------------|------------|------------|
|      | <b>Part 1 Violent Crimes</b>        |            |            |
| 1    | Homicide                            | 0          | 0          |
| 2    | Rape                                | 2          | 2          |
| 3    | Robbery                             | 0          | 1          |
| 4    | Aggravated Assault                  | 10         | 8          |
|      | <b>Total Part I Violent Crimes</b>  | <b>12</b>  | <b>11</b>  |
|      |                                     |            |            |
|      | <b>Part I Property Crimes</b>       |            |            |
| 5    | Burglary                            | 10         | 6          |
| 6    | Larceny / Theft                     | 49         | 47         |
| 7    | Automobile Theft                    | 6          | 8          |
| 8    | Arson                               | 1          | 0          |
|      | <b>Total Part I Property Crimes</b> | <b>66</b>  | <b>61</b>  |
|      |                                     |            |            |
|      | <b>Part II Crimes</b>               |            |            |
| 9    | Assault                             | 44         | 48         |
| 10   | Forgery / Counterfeiting            | 1          | 6          |
| 11   | Fraud                               | 10         | 25         |
| 12   | Embezzlement                        | 0          | 0          |
| 13   | Possess Stolen Property             | 0          | 1          |
| 14   | Vandalism                           | 21         | 33         |
| 15   | Weapons                             | 2          | 2          |
| 16   | Prostitution                        | 0          | 0          |
| 17   | Criminal Sexual Conduct             | 2          | 5          |
| 18   | Narcotics                           | 44         | 30         |
| 19   | Gambling                            | 0          | 0          |
| 20   | Family / Children                   | 1          | 0          |
| 21   | DUI                                 | 38         | 33         |
| 22   | Liquor Violations                   | 2          | 5          |
| 24   | Disorderly Conduct                  | 13         | 10         |
| 25   | Vagrancy                            | 5          | 0          |
| 26   | All Other Offenses                  | 27         | 30         |
|      | <b>Total Part II Crimes</b>         | <b>210</b> | <b>228</b> |
|      | <b>Total Crimes</b>                 | <b>288</b> | <b>300</b> |



# Calls for Service By Type

1/1/2021 to 12/31/2021

| Type                    | Sub Type | 2021 | 2020 |
|-------------------------|----------|------|------|
| Accident                |          | 89   | 81   |
| ADMINISTRATION          |          | 357  | 431  |
| Agency Assist           |          | 512  | 385  |
| Alarm                   |          | 153  | 162  |
| Animal                  |          | 106  | 85   |
| Assault                 |          | 18   | 17   |
| Assist                  |          | 530  | 402  |
| Burglary                |          | 6    | 8    |
| Civil                   |          | 100  | 112  |
| Community Engagement    |          | 75   | 105  |
| Compliance Checks       |          | 7    | 16   |
| Crimes Against Family   |          | 17   | 13   |
| Criminal Sexual Conduct |          | 11   | 10   |
| DEATH                   |          | 9    | 11   |
| Disturbance             |          | 321  | 110  |
| Domestic                |          | 61   | 68   |
| Drug                    |          | 30   | 34   |
| Escort                  |          | 20   | 21   |
| Extra Patrol            |          | 3097 | 4323 |
| Fire                    |          | 9    | 10   |
| Follow Up with Checks   |          | 7    | 26   |
| Found                   |          | 62   | 56   |
| Fraud                   |          | 66   | 69   |
| Gambling                |          | 1    | 0    |
| Harassment              |          | 43   | 34   |
| Hazard                  |          | 109  | 131  |
| Information             |          | 50   | 83   |
| Juvenile                |          | 83   | 93   |
| Liquor Violation        |          | 3    | 1    |





# Calls for Service By Type

1/1/2021 to 12/31/2021

|                        |             |             |
|------------------------|-------------|-------------|
| Littering              | 4           | 5           |
| Lock Out               | 71          | 64          |
| Lost Property          | 17          | 27          |
| Medical                | 299         | 278         |
| Missing Person         | 21          | 12          |
| Motor Vehicle          | 14          | 13          |
| Noise Complaint        | 58          | 63          |
| Nuisance               | 9           | 13          |
| Obscenity              | 5           | 3           |
| Obstructing            | 34          | 19          |
| Open Door              | 43          | 22          |
| Ordinance              | 307         | 261         |
| Parking                | 87          | 93          |
| Probation Field Visits | 13          | 0           |
| Property Damage        | 61          | 61          |
| Rescue                 | 4           | 0           |
| Slumper                | 4           | 8           |
| Suicidal Person        | 27          | 28          |
| Suspicious             | 347         | 329         |
| Test Call              | 13          | 2           |
| Theft                  | 73          | 83          |
| Threats                | 34          | 17          |
| Towing                 | 7           | 9           |
| Traffic                | 1482        | 1452        |
| TRAFFIC CRIMINAL       | 50          | 43          |
| Transport              | 4           | 2           |
| Trespass               | 21          | 12          |
| Utility                | 3           | 2           |
| Void                   | 14          | 23          |
| Warrant                | 15          | 14          |
| Weapons                | 2           | 3           |
| Welfare Check          | 110         | 104         |
| <b>Grand Total</b>     | <b>9205</b> | <b>9988</b> |



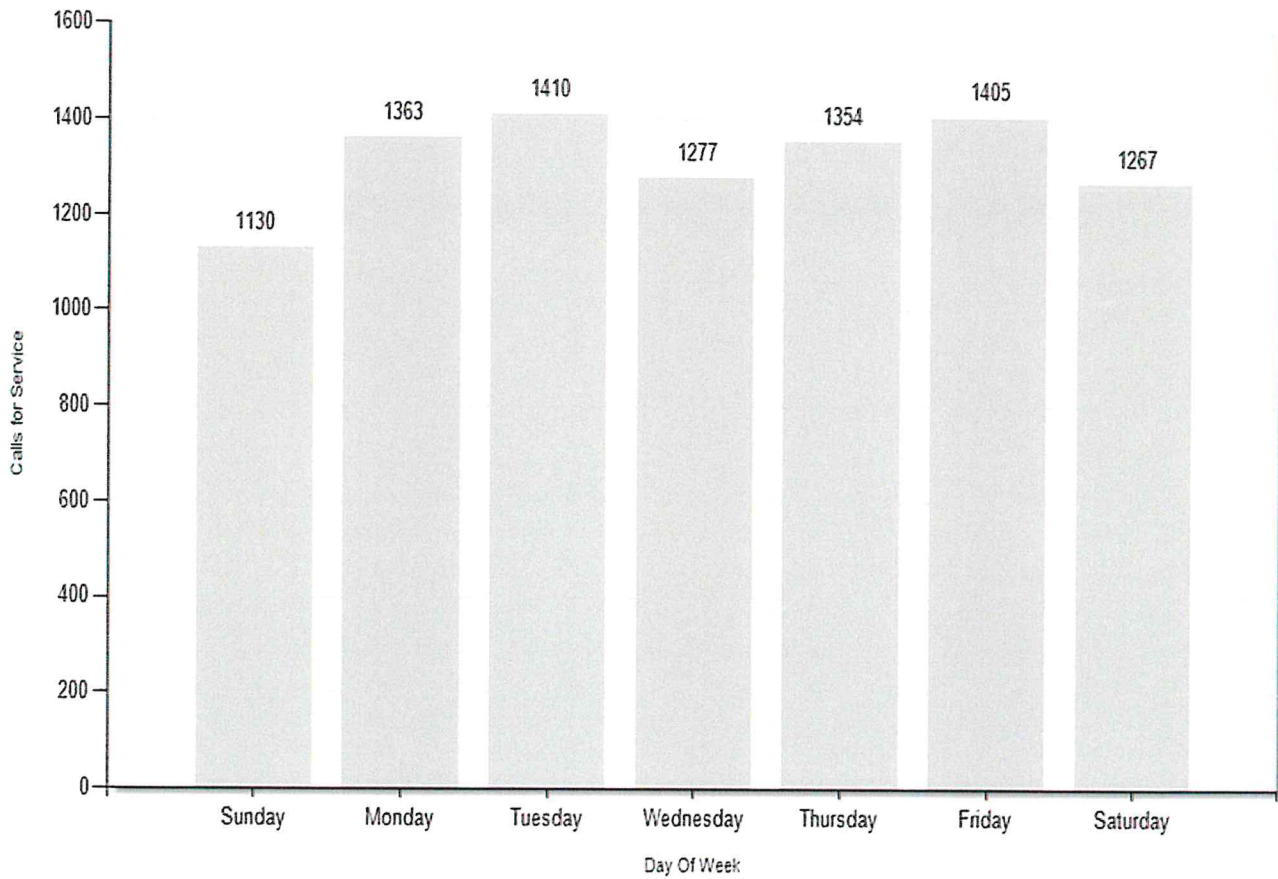


# Calls for Service Day Of Week

Start Date: 1/1/2021

End Date: 12/31/2021

**Total Calls: 9205**

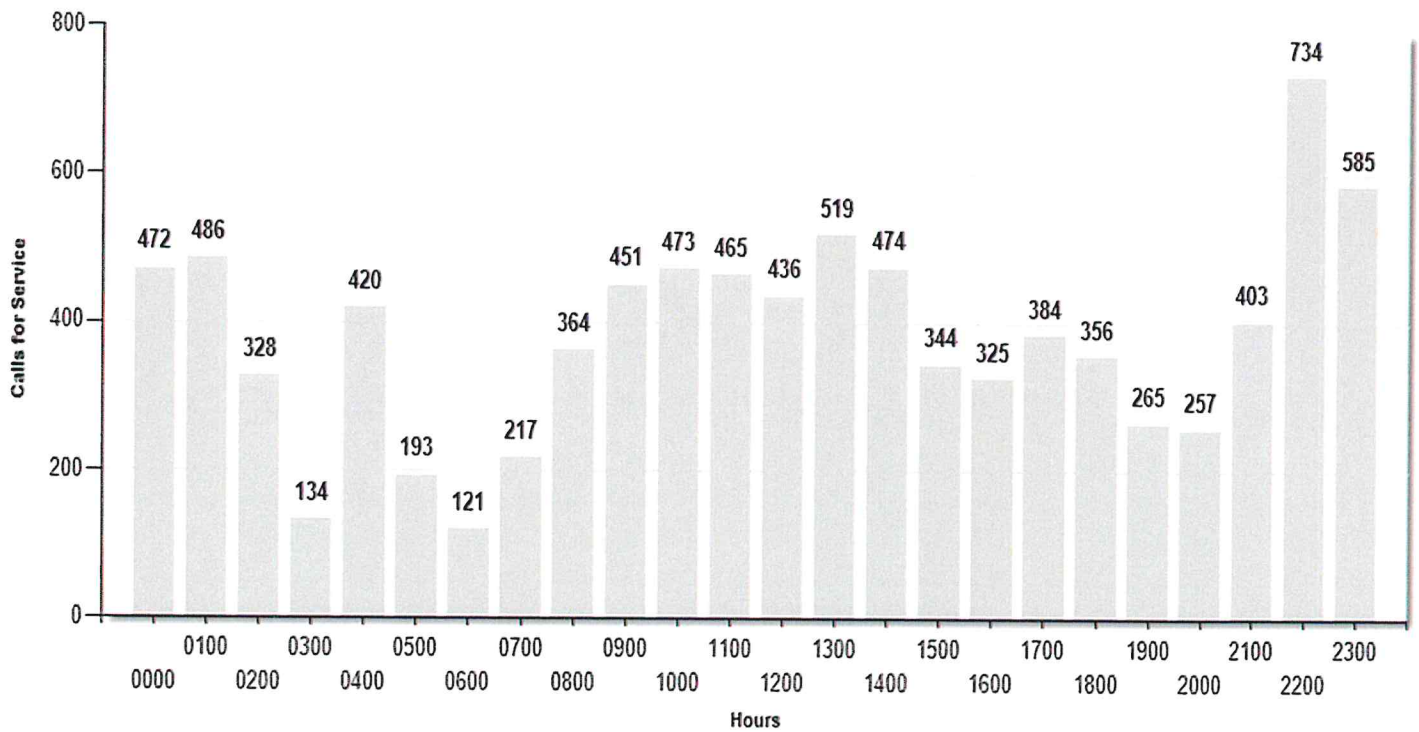




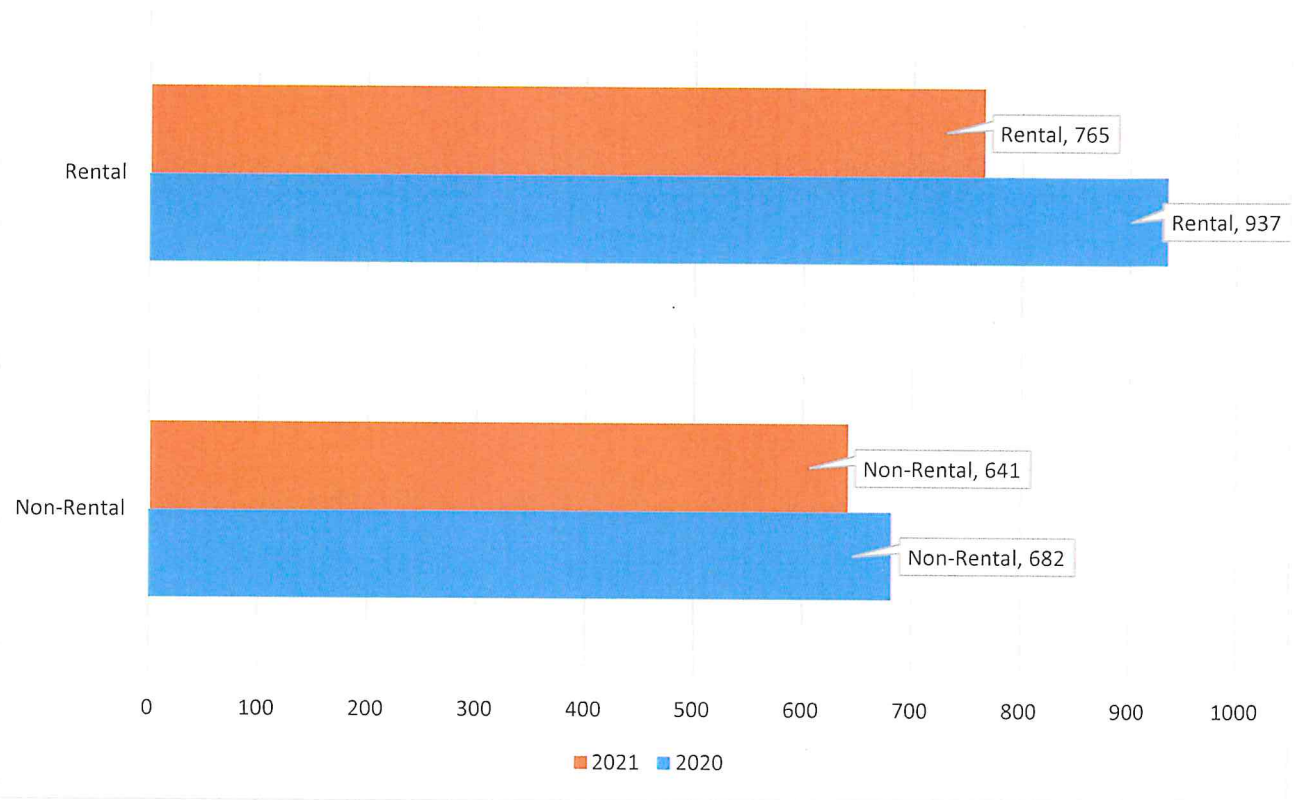
# Calls for Service Hourly

1/1/2021 to 12/31/2021

Total Calls: 9205

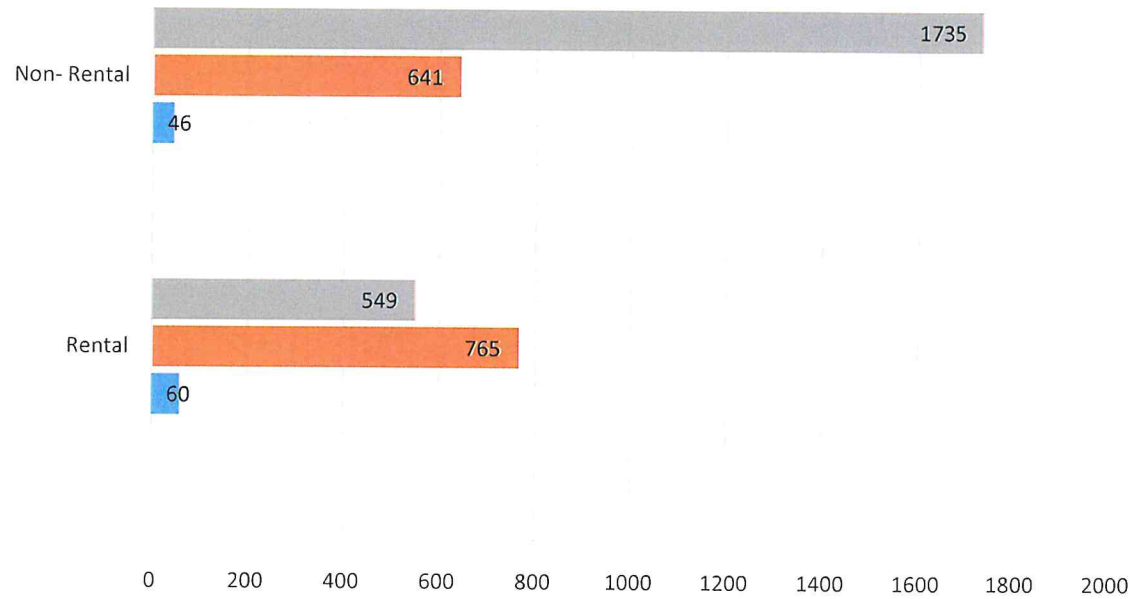


## Rental Non-Rental Properties Calls for Service 2020-2021





## Residential Property Crimes 2021



|                            | Rental | Non- Rental |
|----------------------------|--------|-------------|
| Total number of properties | 549    | 1735        |
| Calls for Service          | 765    | 641         |
| Crimes                     | 60     | 46          |

■ Total number of properties
 ■ Calls for Service
 ■ Crimes



## **Jordan (MN) Police Department**

Police Station · Government Organization