Manufactured Home Installation Compliance Certification

PRINT IN INK or TYPE your responses.

General Information

HOMEOWNERS NAME			COUNTY
HOME LOCATION/ADDRESS			CITY
MANUFACTURED HOME BRAND	MODEL	SERIAL NUMBER OF HOME	DATE OF MANUFACTURE

HUD or STATE LABEL(S) NUMBER (S) *(If home was manufactured prior to July 1, 1972, no label number required.)*

Is the home located in a park? ☐ No ☐ Yes	Name of Park		
Building Permit Required? ☐ No ☐ Yes ☐ City or ☐ County ☐ Township		Inspection of installation completed? ☐ No ☐ Yes	Date of Inspection

Support System

Support System Seal Number:	Foundation Type: ☐ Ground Block ☐ Frost Depth Piers ☐ Basement ☐ Crawlspace w/frost ftg. ☐ Engineered Slab ☐ Other Approval Alternate Alternate approval number:		
Soil Bearing Capacity (p.s.f.)	Method of verification	DATE OF INSTALLATION	

Support System Items of Utility Work: *(Enter completed by, if installer state installer, if homeowner state homeowner, if other give name of person, company name, license number if known.)*

Sewer:	Tested:
Water:	Tested:
Gas:	Tested:
Electrical: *(By licensed electrical contractor or homeowner) (Park installation requires electrical contractor.)*	Tested:

Other Items Included in Installation Contract:

☐ Home Stand/Pad ☐ Lot grading ☐ Skirting	(Type):	☐ Exterior Stairs/Landings	How many?

Other Items:

I hereby certify that the Support System on the Manufactured Home listed has been completed in accordance with the manufacturers instructions and the Minnesota State Building Code.

MN REGISTRATION NUMBER MI-	INSTALLER COMPANY NAME	LICENSED/REGISTERED INSTALLERS SIGNATURE:

Anchoring System

Anchor System Seal Number:	ANCHOR MANUFACTURER'S NAME	MODEL-PART/PRODUCT NO.	DATE OF INSTALLATION
Soil Anchors ☐ No ☐ Yes	Test Probe Torque Value (inch lbs.)	Concrete Anchors: ☐ No ☐ Yes	Other anchor system: *(Give approval numbers & describe other approve anchoring system)*

I hereby certify that the Anchoring System on the Manufactured Home listed has been completed in accordance with the manufacturers instructions and the Minnesota State Building Code.

MN REGISTRATION NUMBER MI-	INSTALLER COMPANY NAME	LICENSED/REGISTERED INSTALLERS SIGNATURE:

If anchoring of the home completed by others indicate name and address of responsible party for the required anchoring.

This material can be made available in different forms, such as large print, Braille or on a tape. To request, call 1-800-342-5354 (DIAL-DLI) Voice or TDD (651) 297-4198.

MS Certification (3/09)

Copies: 1-homeowner, 1-installer, 1-dealer, and 1-State of MN CCLD

Type the following information or place check marks in the appropriate boxes, then print the form.

☐ New Home ☐ Used Home ☐ Single Section Home ☐ Mulit Sectional Home

Date of Manufacture as recorded on the homes data plate: _____

The home will be installed: ☐ OnPrivate Property ☐ In a Manufactured Home Park

Porposed Start Date: _____ Completion Date: _____

Identfy the foundation Type: ☐ Frost Piers ☐ Crawl space ☐ Basement ☐ Monolithic Slab ☐ Ground Set

Resident Name: _____

Site Address: _____

PH #: _____ Cell #: _____

Identify the person responsible for the installation of the home ☐ MN Licensed Installer ☐ Home Owner

Installers Name: _____ Installer License if applicable: _____

Address: _____ City: _____ Phone #: _____

Electrical Work Identify the person responsible for the Electrical Work. NOTE: Any electrical work performed in a manufactured home park requires a MN electrical License. ☐ MN Licnesed Electrical Contractor ☐ Home Owner **

MN License # _____

Electrical Contractor: _____ Address : _____

City _____ Office Phone: _____ Cell # _____

PLUMBING WORK Identify the person responsible for the plumbing work ☐ MN Licensed Plumber ☐ Home Owner

Licensed Plumber _____ Office Phone: _____

Address: _____ City _____ MN License # _____

Mechanical Work Identify the person responsible for the Mechanic Work. ☐ Mechanical Contractor ☐ Home Owner

Mechanicl Contractor: _____ Address : _____

City _____ Office Phone: _____ Cell # _____

I hereby apply for a building permit and I acknowledge that the plan review submittals and the information above is correct, complete, and accurate; That the work performed will be in conformance with the manufactured homes installation instructions, Minnesota Building Codes, Minnesota Rules Chapter 1350, and/or 24 CFR Part 3285 and 3286; That I understand this is not a permit and work is not to start without a permit; and that the work will be in accordance with the approved plan.

NAME OF APPLICANT (PLEASE PRINT) _____

APPLICANT'S SIGNATURE: _____ DATE: _____

SUPPLEMENTAL INFORMATION SHEET

THIS IS ADDITIONAL INFORMATION REQUIRED BY THE CCLD FOR APPROVAL OF INSTALLATION PLANS FOR MANUFACTURED HOME INSTALLATIONS IN COMPLIANCE WITH THE MANUFACTURERS INSTALLATION MANUAL, HUD CFR 3285 AND MN STATE BUILDING CODE (MSBC).

HOME INSTALLATION BY:

- ☐ MN LICENSED MANUFACTURED HOME INSTALLER
- ☐ HOMEOWNER

TYPE OF INSTALLATION

- ☐ MANUFACTURED HOME PARK
- ☐ PRIVATE PROPERTY

SITE

- ☐ SITE PLAN PROVIDED-INCLUDE BUILDING AND PROPERTY LINE SETBACKS
- ☐ SITE DRAINAGE
- ☐ DESIGNATED FLOOD HAZARD AREA
- ☐ FIRE SEPARATION REQUIRED YES OR NO: IF YES—EXPLAIN REQUIREMENTS & DETAIL ON SITE PLAN

MULTI-SECTION FRAMING TOLERANCES

- ☐ LIST THE MAX. GAP ALLOWED BETWEEN THE SECTIONS OF THE STRUCTURE
- ☐ FLOOR
- ☐ CEILING
- ☐ RIDGE

ACCESSORY STRUCTURES—PER MANUFACTURERS INSTALLATION MANUAL, MSBC CHAPTER 1350 AND MSBC CHAPTER 1300.

- ☐ DECKS
- ☐ STAIRS
- ☐ LANDINGS
- ☐ OTHER

Manufactured Home Plan Review Submittal Requirements

In Minnesota, a building permit is required prior to initiating any work for the installation of a new manufactured home or for the re-installation of a used manufactured home. To obtain a building permit an owner or MN licensed manufactured home installer (installer) must first complete and submit a building permit application to the local authority having jurisdiction (Building Official), or, in areas of Minnesota where the Minnesota State Building Code (MSBC) isn't being administered or enforced locally, to the State of Minnesota's Construction Codes and Licensing Division (CCLD). Every building permit application for the installation of a manufactured home is to be accompanied by plans, drawings, and specifications for the manufactured home's installation and by a letter or certificate of local zoning approval. In areas of MN where the MSBC isn't being locally administered the building permit application, plans, drawings, and specifications and a letter or certificate of local zoning approval are to be mailed to the CCLD at 443 Lafayette Road North, St. Paul, MN, 55155, to the attention of the Manufactured Structures Section. Upon the owner or installer's receipt of a building permit card or approval letter, work completed for the installation of a manufactured home may commence.

The CCLD has developed the plans, drawings, and specifications checklist below for building permit applications submitted to it for review. This checklist outlines only a portion of the installation requirements for a manufactured home. A more complete list of a manufactured home's installation requirements is found in the manufactured home manufacturer's installation manual or when the manufacturer's installation manual is no longer available the Federal Installation Standards 24 CFR 3285 and CFR 3286, or Minnesota Rule 1350 and the MSBC. To complete the CCLD's manufactured home checklist the following information must be submitted:

- ☐ A dimensioned site plan that details: (a) lot size; (b) property lines; (c) building size(s) for all buildings and structures on the property; (e) set-backs of the home to the property lines and to the other structures on the site; (f) existing and proposed elevations of the area where the home is to be installed; and (g) grading and drainage plans for the site;
- ☐ A CCLD support and anchoring plan. Choose the CCLD support and anchoring plan that most accurately reflects the home to be installed. For information specific to soil bearing, it is recommended that at least 2 soil bearing tests be completed to establish the site soil's maximum bearing capacity; and that the two tests be completed at opposite ends of the area where the home is to be sited;
- ☐ A CCLD Frost Depth Pier Section drawing, if applicable, that best fits the pier that will be constructed at the site of installation;
- ☐ A CCLD Frame Support Pier Section drawing. The information required for the frame height will need to be obtained from the home manufacturer. The frame pier constructed at the site may be configured differently than the one shown on the CCLD's drawing, but must provide a minimum 12" from the lowest frame member to the grade or slab under the home; and
- ☐ A CCLD Deck/Landing/Stair Construction Packet--is a 3 page document.

NOTE: Each of the required forms developed by the CCLD are laid out in a "fill in the blank" format; and requests the minimum information necessary for the CCLD to complete its review of the proposed installation for compliance with the MSBC. This means that each form must be completed accurately, legibly and in its entirety.

For your information:

- When the under-floor area is enclosed or "skirted" it must be ventilated; and provided with a minimum 18" wide by 24" high access opening.
- Site installed and manufacturer constructed, water piping, drain waste piping, and fuel supply piping are required to be pressure tested in accordance with the home manufacturer's requirements and MN Rules Chapter 1350.3400, prior to connecting them to the site's utility services;
- Water piping installed below the bottom board of the home is to be protected from freezing. If heat tapes are used, they must be listed for this use and installed according to their installation instructions;
- Drain waste fittings and piping that are "shipped loose" (provided by the manufacturer) are to be installed and supported as detailed in the designs or instructions provided by the manufactured and the requirements of 24 CFR 3280.608. When the shipped loose fittings and piping are not installed in accordance with the manufacturer's instructions, the piping shall then be installed and supported in accordance with MN Rules Chapter 4715—the MN State Plumbing Code;

Electrical work completed on the site and in the completion of the home requires a separate electrical permit and inspection and operational testing prior to occupancy;

For the installation inspection requirements of the home, please contact the local building official or the CCLD.

The applicant is responsible for securing all other local permits, fees, inspections and approvals for, but not limited to, Zoning, Sewer and Water Access, Wells, and On-Site Sewage Disposal Systems.

SINGLE-WIDE SUPPORT PIER PLAN (TYPICAL)

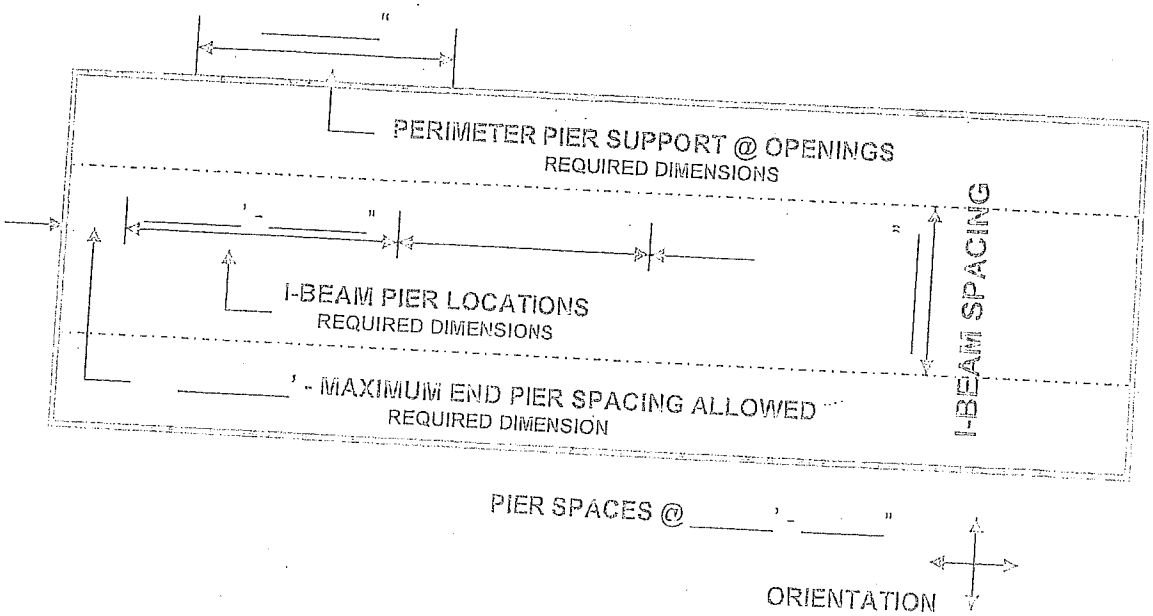

MANUFACTURERS INFORMATION

Name _____

Home Size _____

Maximum I-Beam Spacing _____

Door Openings _____

I-Beam Loading PLF _____

Maximum End Support (I-Beam) _____

Ground Moisture Control ____ Yes ____ No

Grading to Slope AWAY From Home _____

SOIL INFORMATION

Classification No. _____

Soil Bearing Capacity _____

FOOTING INFORMATION

I-Beam _____ x _____ x _____

SINGLE-WIDE ANCHORING PLAN
(TYPICAL)

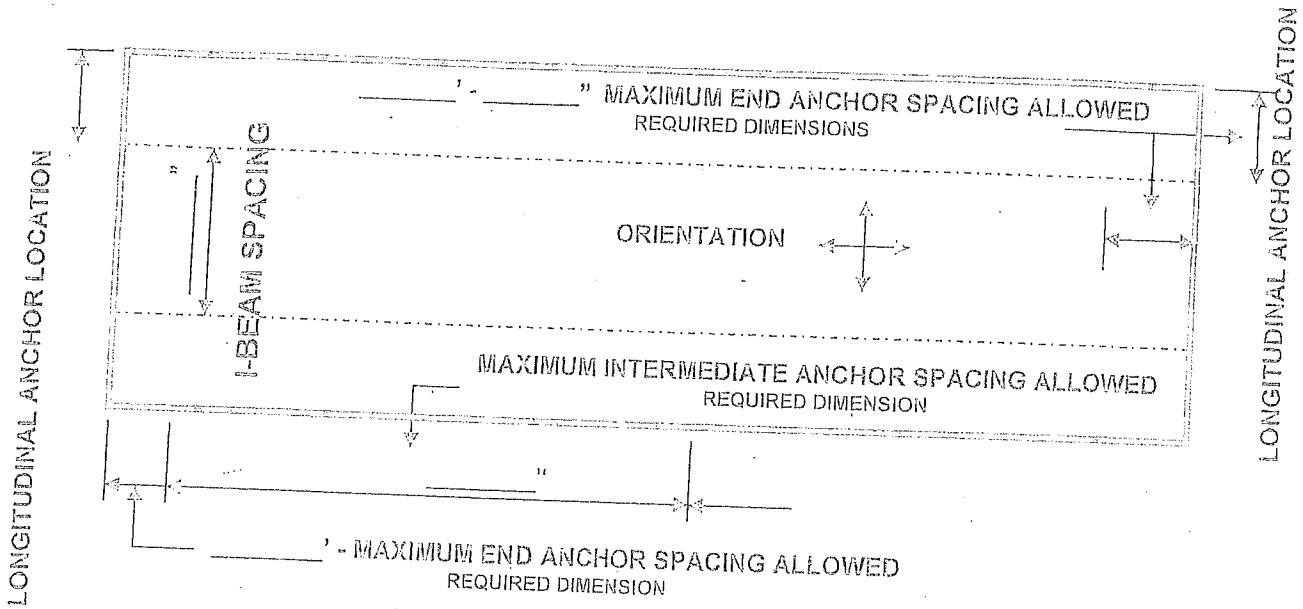

MANUFACTURER INFORMATION

Name _____

Home Size _____

Maximum I-Beam Spacing _____

Maximum Anchor Spacing _____

SOIL INFORMATION

Classification No. _____

Soil Bearing Capacity _____

ANCHORING INFORMATION

Ext. Wall Height _____

Roof Pitch _____

Height From Ground to Frame Connection _____

ANCHORING INFORMATION Cont.

Anchor Manufacturer _____

Lateral Anchors Req'd YES or NO

Anchor P.N. _____

Connector P.N. _____

Longitudinal Anchors Req'd YES or NO

Anchor P.N. _____

Connector P.N. _____

No. Per End _____

* P.N. = Part or Product Number

DOUBLE-WIDE SUPPORT PIER PLAN (TYPICAL)

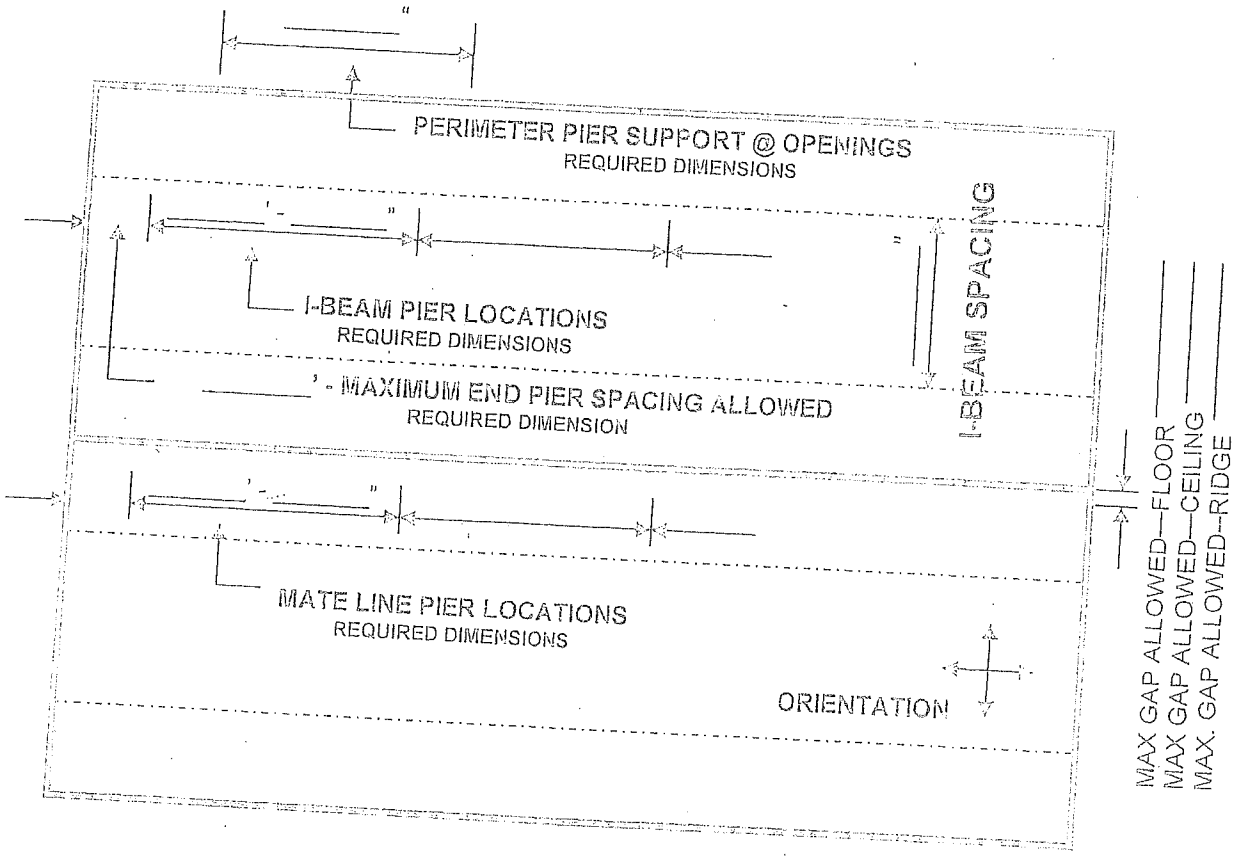

SPACES @ _____ ' - _____ "

MANUFACTURERS INFORMATION

Name _____

Home Size _____

Maximum I-Beam Spacing _____

Door Openings _____

I-Beam Loading PLF _____

Maximum End Support (I-Beam) _____

Ground Moisture Control _____ Yes _____ No

Mate Line Loads _____

Grading to Slope AWAY From Home _____

SOIL INFORMATION

Classification No. _____

Soil Bearing Capacity _____

FOOTING INFORMATION

I-Beam _____ x _____ x _____

Mate Line _____ x _____ x _____

DOUBLE-WIDE ANCHORING PLAN (TYPICAL)

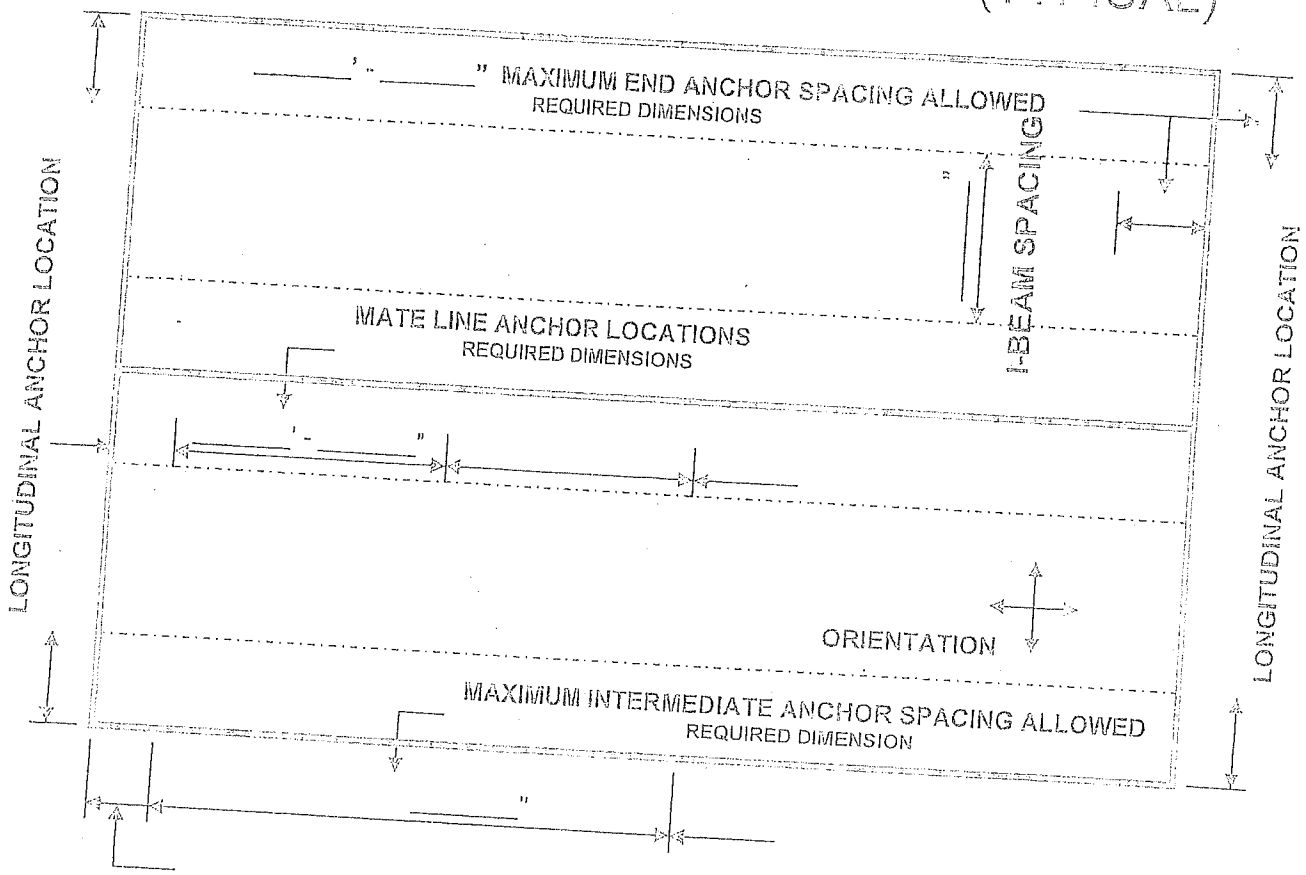

MANUFACTURER INFORMATION

Name _____

Home Size _____

Maximum I-Beam Spacing _____

Maximum Anchor Spacing _____

SOIL INFORMATION

Classification No. _____

Soil Bearing Capacity _____

ANCHORING INFORMATION

Ext. Wall Height _____

Roof Pitch _____

Height From Ground to Frame Connection _____

ANCHORING INFORMATION Cont.

Anchor Manufacturer _____

Lateral Anchors Req'd YES or NO

Anchor P.N. _____

Connector P.N. _____

Longitudinal Anchors Req'd YES or NO

Anchor P.N. _____

Connector P.N. _____

No. Per End _____

Mate Line

Lateral Anchors Req'd YES or NO

Anchor P.N. _____

Connector P.N. _____

* P.N. = Part or Product Number

DOUBLE-WIDE W/ TAG SUPPORT PIER PLAN

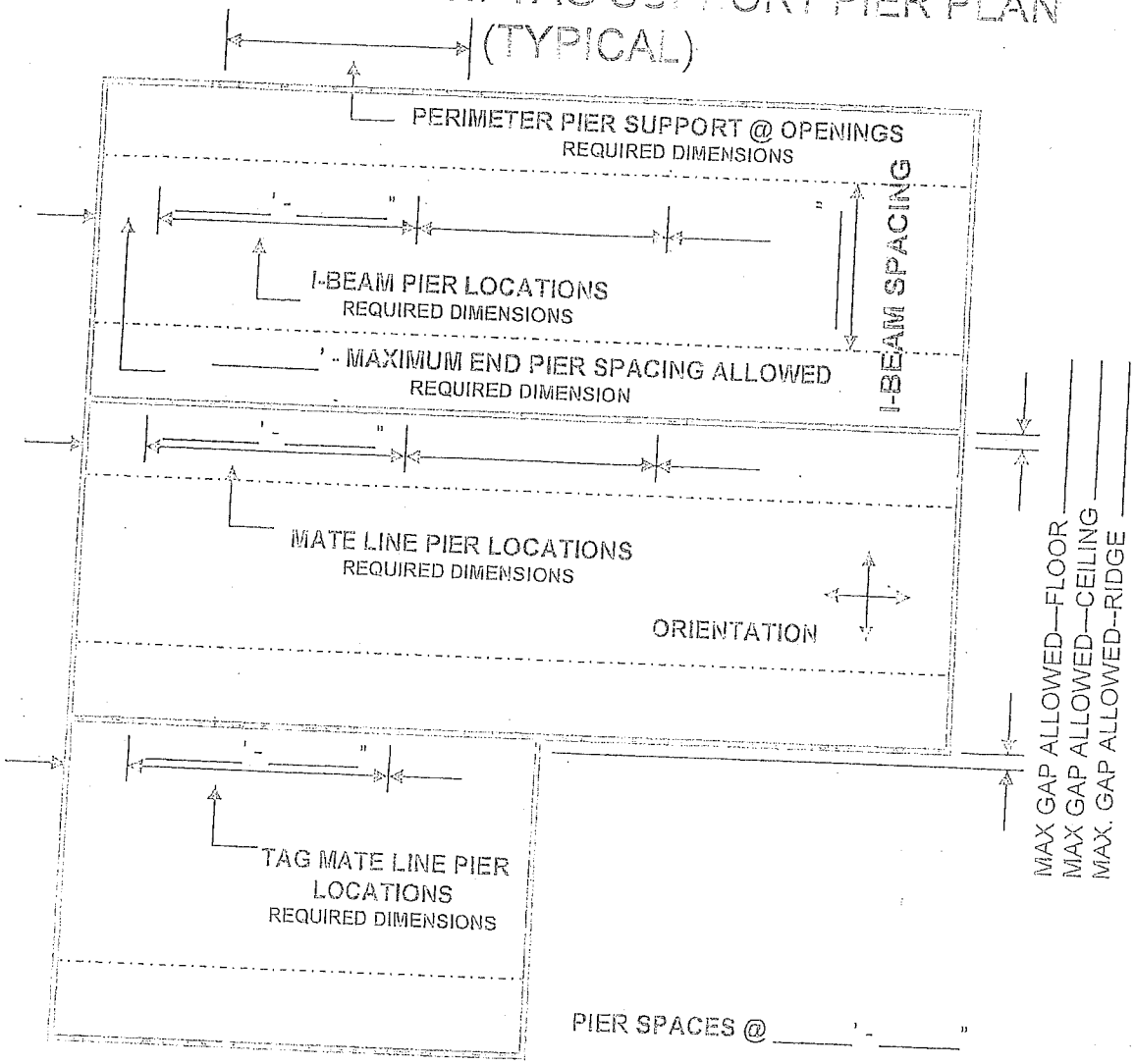

MANUFACTURERS INFORMATION

Name _____

Date of Mfg _____

Home Size _____ Serial No. _____

Maximum I-Beam Spacing _____

Door Openings _____

I-Beam Loading PLF _____

Maximum End Support (I-Beam) _____

Ground Moisture Control Yes ____ No ____

Mate Line Loads _____

Grading to Slope AWAY From Home _____

SOIL INFORMATION

Classification No. _____

Soil Bearing Capacity _____

FOOTING INFORMATION

I-Beam ____ x ____ x ____

Mate Line ____ x ____ x ____

DOUBLE-WIDE W/ TAG ANCHORING PLAN (TYPICAL)

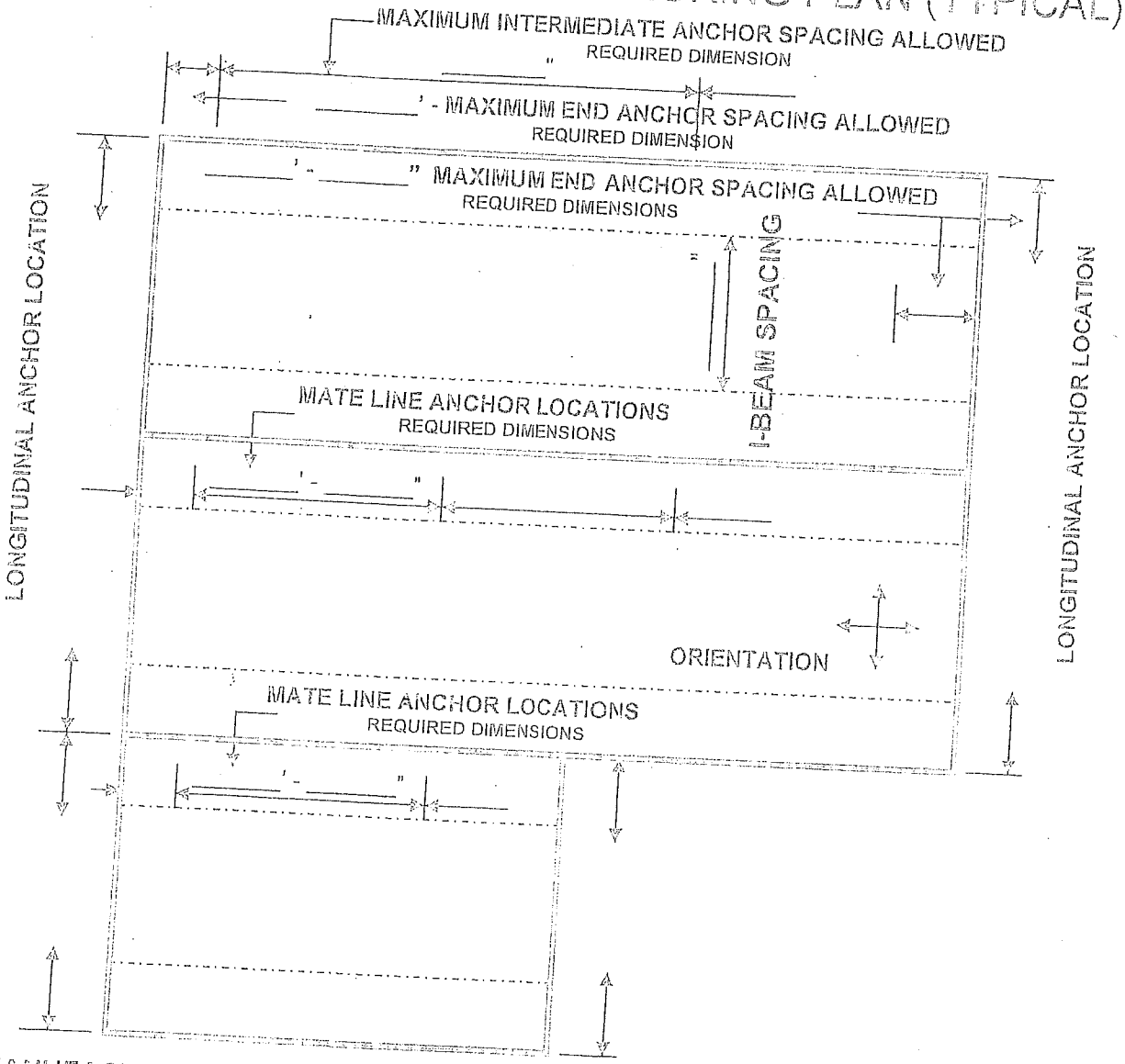

MANUFACTURER INFORMATION

Name _____

Home Size _____

Maximum I-Beam Spacing _____

Maximum Anchor Spacing _____

SOIL INFORMATION

Classification No. _____

Soil Bearing Capacity _____

ANCHORING INFORMATION

Ext. Wall Height _____

Roof Pitch _____

Height From Ground to Frame Connection _____

ANCHORING INFORMATION Cont.

Anchor Manufacturer _____

Lateral Anchors Req'd YES or NO

Anchor P.N. _____

Connector P.N. _____

Longitudinal Anchors Req'd YES or NO

Anchor P.N. _____

Connector P.N. _____

No. Per End _____

Mate Line

Lateral Anchors Req'd YES or NO

Anchor P.N. _____

Connector P.N. _____

* P.N. = Part or Product Number

TRIPLE-WIDE SUPPORT PIER PLAN (TYPICAL)

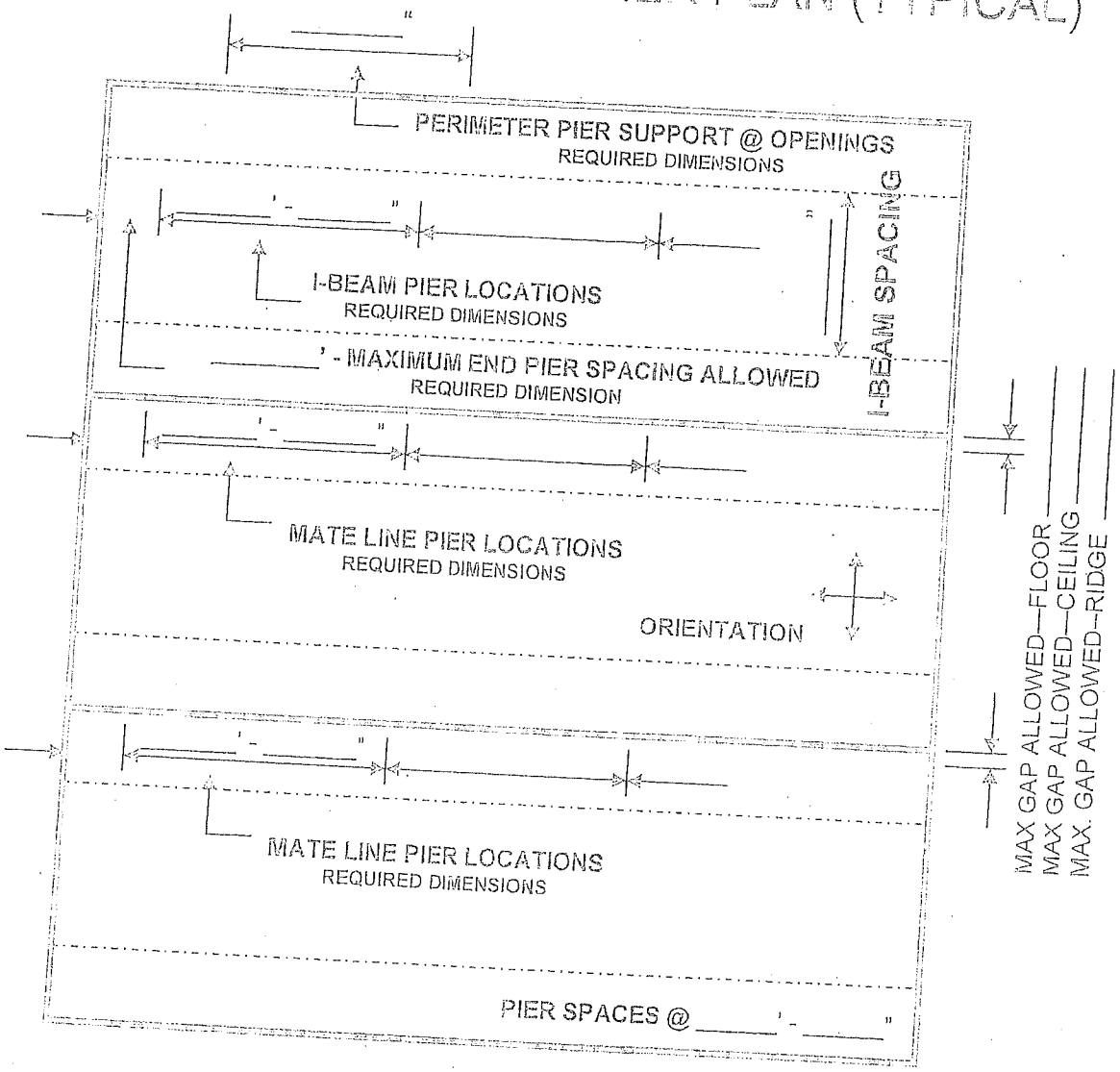

MANUFACTURERS INFORMATION

Name _____

Date of Mfg _____

Home Size _____ Serial No. _____

Maximum I-Beam Spacing _____

Door Openings _____

I-Beam Loading PLF _____

Maximum End Support (I-Beam) _____

Ground Moisture Control Yes ____ No ____

Mate Line Loads _____

Grading to Slope AWAY From Home _____

SOIL INFORMATION

Classification No. _____

Soil Bearing Capacity _____

FOOTING INFORMATION

I-Beam ____ x ____ x ____

Mate Line ____ x ____ x ____

TRIPLE-WIDE ANCHORING PLAN (TYPICAL)

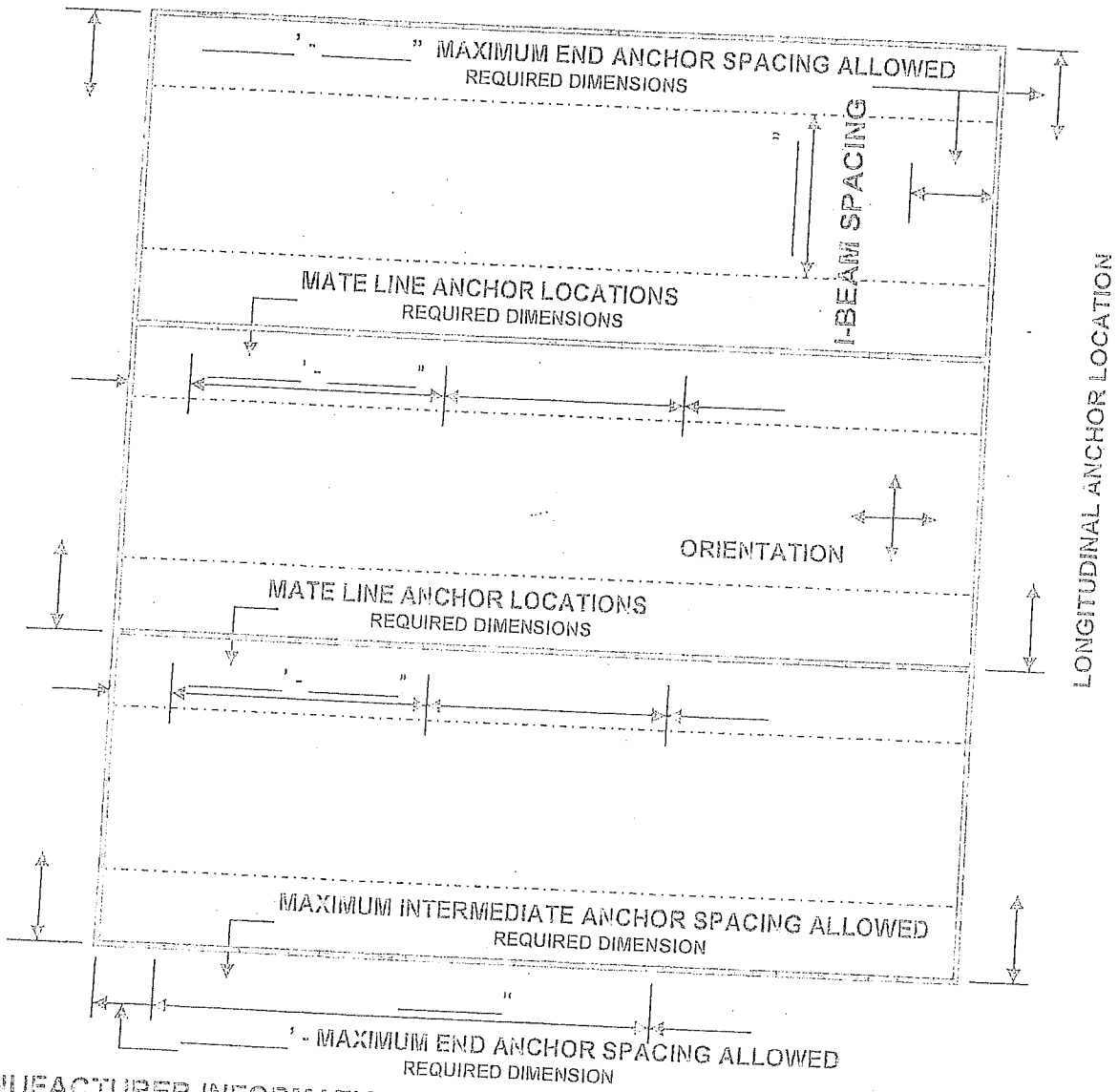

MANUFACTURER INFORMATION

Name _____

Home Size _____

Maximum I-Beam Spacing _____

Maximum Anchor Spacing _____

SOIL INFORMATION

Classification No. _____

Soil Bearing Capacity _____

ANCHORING INFORMATION

Ext. Wall Height _____

Roof Pitch _____

Height From Ground to Frame Connection _____

ANCHORING INFORMATION Cont.

Anchor Manufacturer _____

Lateral Anchors Req'd YES or NO

Anchor P.N. _____

Connector P.N. _____

Longitudinal Anchors Req'd YES or NO

Anchor P.N. _____

Connector P.N. _____

No. Per End _____

Mate Line

Lateral Anchors Req'd YES or NO

Anchor P.N. _____

Connector P.N. _____

* P.N. = Part or Product Number

FRAME PIERS SECTION VIEW

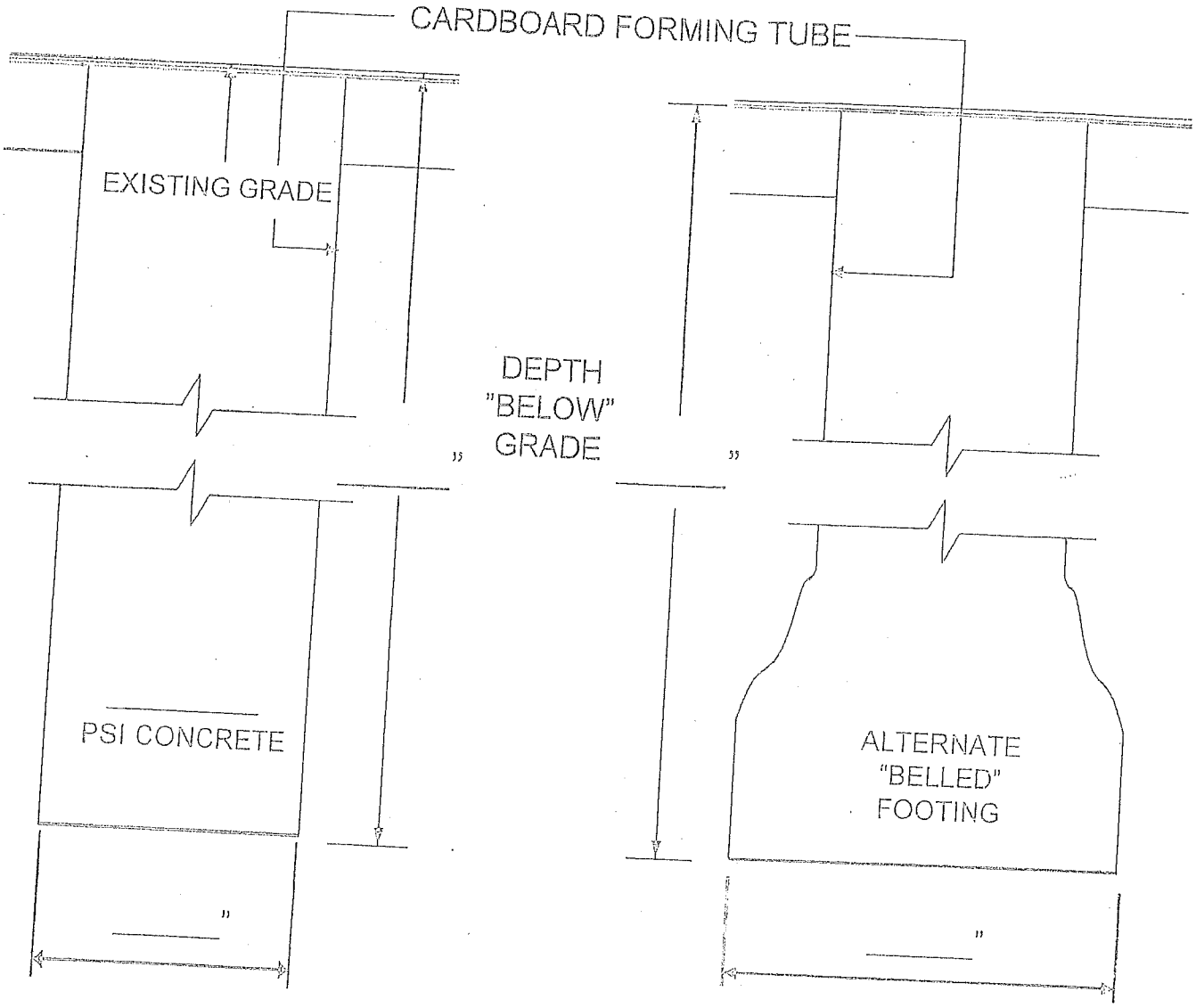

SOIL CLASSIFICATION _____

SOIL BEARING CAPACITY _____

FOOTING AREA _____ PSF

SOILS TOTAL LOAD CAPACITY _____

FRAME PIER SECTION VIEW

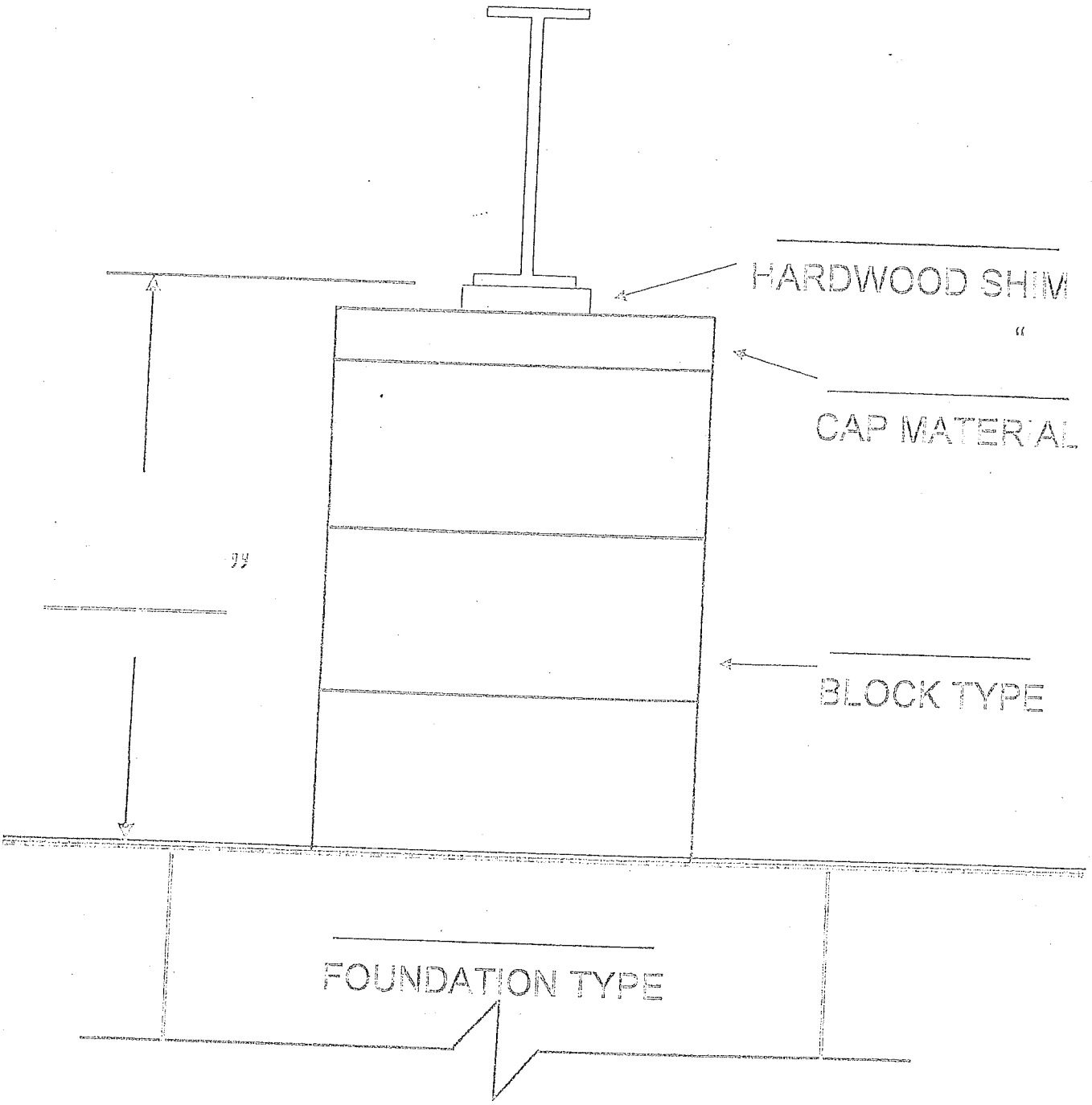

Plan View Landing or Deck

Additions, i.e. *porches*, *decks*, or *entry landings* constructed on-site shall be *self-supporting* and shall *not be attached* to manufactured homes. MSBC Chapter 1350.0400, Subp. 3

BEAMS (Typical)

____ # of plys. ____ " x ____ "

(Check One of the Following)

- ☐ .40 ACQ Pressure Treated Wood
- ☐ Cedar
- ☐ Redwood
- ☐ Post to Beam Connector _____ P.N.

SUPPORT POSTS (Typical)

____ " x ____ "

(Check One of the Following)

- ☐ .40 ACQ Pressure Treated Wood
- ☐ Cedar
- ☐ Redwood

JOIST (Typical)

____ " x ____ "

(Check One of the Following)

- ☐ .40 ACQ Pressure Treated Wood
- ☐ Cedar
- ☐ Redwood

OTHER REQUIRED JOIST INFO.

____ " On Center Spacing

- ☐ Beam to Joist Fastener ____d # ____
- ☐ Hanger Product # _____

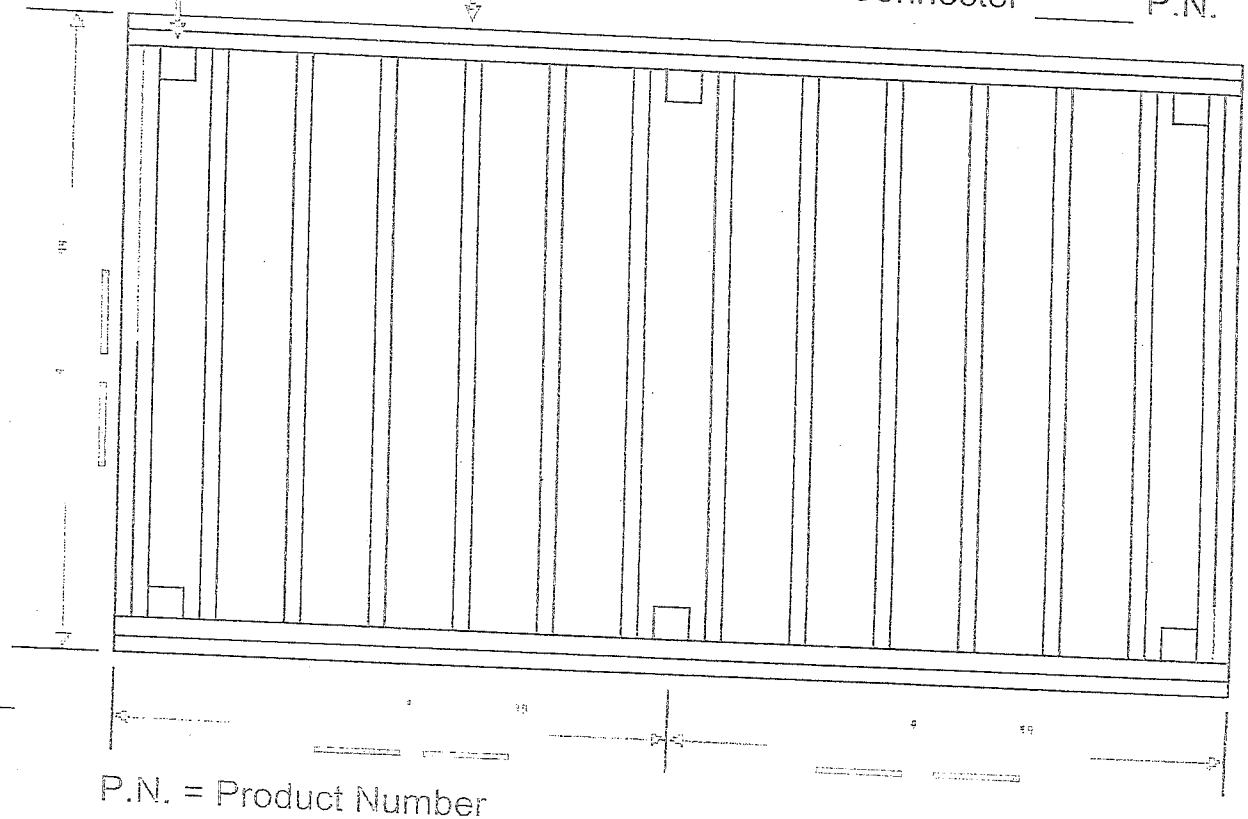

P.N. = Product Number

Landing/Deck Section

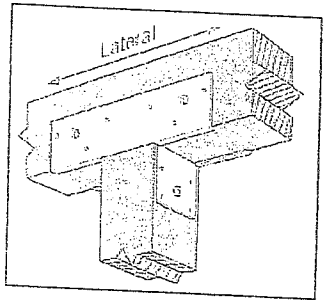

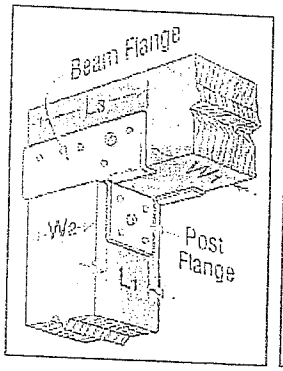

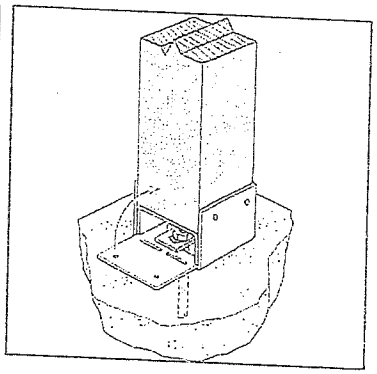

BEAMS (Typical)

____ # of plys. ____ " x ____ "

(Check One of the Following)

- ☐ .40 ACQ Pressure Treated Wood
- ☐ Cedar
- ☐ Redwood
- ☐ Post to Beam Connector _____ P.N.
- ☐ Post to Footing Connector _____ P.N.

SUPPORT POSTS (Typical)

____ " x ____ "

(Check One of the Following)

- ☐ .40 ACQ Pressure Treated Wood
- ☐ Cedar
- ☐ Redwood

JOIST (Typical)

____ " x ____ "

(Check One of the Following)

- ☐ .40 ACQ Pressure Treated Wood
- ☐ Cedar
- ☐ Redwood

OTHER REQUIRED JOIST INFO.

____ " On Center Spacing

- ☐ Beam to Joist Fastener ____d # ____
- ☐ Hanger Product # _____

FOOTING CONFIGURATION

____ " x ____ " x ____ "

Grade

____ "

P.N. = Product Number

Stair/Handrail Section Details

Stair Section

- ☐ Stringer size and species;
- ☐ Rise and run dimension;
- ☐ Tread size and species;
- ☐ Riser size and species;
- ☐ Stringer to landing connection.

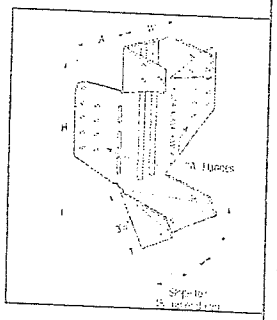



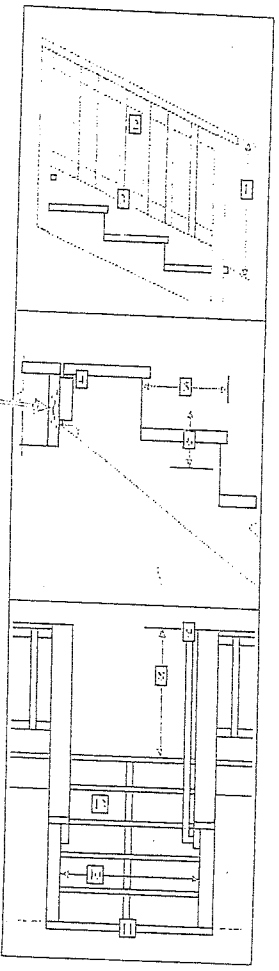

Stair and Landing Requirements

1. Stairways with a total rise of 30 inches or more above grade shall be provided with guards not less than 34 inches high measured from the tread nose.
2. Guards shall have intermediate rails spaced so that a 4-3/8 inch sphere can not pass through.
3. The triangular area formed by the treads and a horizontal bottom rail shall be built as to not allow the passage of a 6 inch sphere.
4. Attach stair stringers to the deck with metal straps or hangers.
5. Minimum tread depth is 10 inches. All treads shall be uniform in depth within 3/8 inch from the largest to the smallest. A nosing of 3/4 inch to 1-1/4 inch shall be provided on stairways with solid risers, and the nosings shall also be uniform within 3/8 of an inch from largest to smallest.
6. Maximum riser height is 7-3/4 inches. Risers shall be uniform within 3/8 inch from the largest to the smallest riser.
7. When using composite lumber for stair treads they must be installed with the specified maximum stringer spacing listed in the products testing report.
8. The grippable handrail shall be installed between 34 and 38 inches above the sloped plain formed by the tread nosings of the stairway.
9. Handrails shall be continuous the full length of the stairway and shall either terminate into a newel post or be returned into the guardrail as shown. Provide 1-1/2 inches clearance between handrail and guard.
10. The minimum width of a stairway is 36 inches. Handrails are allowed to project up to 4-1/2 inches into the minimum allowed width.
11. The bottom of stair stringers shall be supported on a hard level surface like concrete or pavers or shall be provided with treated wood blocks to keep the stringers from sinking into the ground.
12. A level landing measuring a minimum of 36" x 36" shall be provided at the top and bottom of stairways.
13. Open risers shall be constructed as to not allow the passage of a 4 inch sphere.

Guard/Handrails Section

- ☐ Rail and post size and species;
- ☐ Opening treatment;
- ☐ Connections/Fasteners.

Code verification sign-off

Following is a list of the most common manufactured home code non-compliant items found in used or altered manufactured homes. These are only the most commonly found items and non-compliances are not limited to the items in this list. The items listed usually happen after the home was labeled/certified and left the manufacturers production facility.
This form must be completed by a certified building inspector or a licensed manufactured home dealer in the State of MN. Dates should be entered in areas of compliance, correction required, correction completed for each item. This form is required to completed and submitted with application for a manufactured replacement construction label in the State of MN.

Code item

1. Exterior receptacles require weatherproof protector covers; this includes heat tape receptacles mounted under the home. CFR 3280.808 (a) and NEC 406.8 (a) or (b).
   Complies _____ Correction Required ____ Correction Completed ___

2. NM-cable type wiring that is added under or on the exterior of the home shall be protected by rigid metal conduit and the conductors shall be suitable for wet locations. CFR 3280.808 (k) and NEC 550.15 (h).
   Complies_____ Correction Required____ Correction Completed ___

3. Electrical boxes, fittings, and cables shall be securely fastened in place and supported by a structural member or a substantial brace. Common examples are duplex receptacle boxes, electric range and clothes dryer receptacles that have been added and not secured to anything. CFR 3280.808 (n) and NEC 550.15 (I).
   Complies_____ Correction Required_____ Correction Completed____

4. NM-type cable located within 15-inches or less above the floor or in areas where storage is used shall be protected from physical damage. Common examples are wiring added for range or clothes dryer, and NM-type cable run in closets or cabinet storage areas. CFR 3280.808 (c) and NEC 550.15 (B).
   Complies_____ Correction Required____ Correction Completed____

5. Electric ranges and clothes dryers shall have 4 conductor cord and 4 wire grounding type plugs. CFR 3280.809 (b) (2) and NEC 250.140.
   Complies_____ Correction Required____ Correction Completed____

6. Solid fuel-burning fireplaces or stoves shall be listed for use in manufactured homes and installed in accordance with the listing or standards (i.e. chimney, doors, hearth, combustion air intake, etc.). CFR 3280.707 and CFR 3280.709 (g).
Complies _____ Correction Required____ Correction Completed____

7. Replacement gas water heaters or furnaces must be listed for use in manufactured homes. If listed for use, verify compliance for separation of combustion system from the interior atmosphere of the home. (This includes the vents, roof jacks, and chimneys) and installed according to the listings. CFR 3280.707 (a), CFR 3280.709 (a & d), and CFR 3280.710 (a).
Complies_____ Correction Required_____ Correction Completed____

8. Clothes dryer ducts shall not terminate beneath the manufactured home and shall be constructed of metal and shall not be connected with screws or other fasteners which extend into the interior of the duct. CFR 3280.708 (a)(3 & 4) and IMC 504.6.
Complies_____ Correction Required_____ Correction Completed____

9. Gas appliances (i.e. range, furnace, clothes dryer, water heater, etc.) are required to have shutoff valves upstream of the union or connector. Shutoff within 6' of any cooking appliance and within 3' of any other appliance. CFR 3280.705 (k) (3).
Complies_____ Correction Required_____ Correction Completed____

10. Plastic pipe materials and fittings used for drain lines must be of approved materials and correctly installed. Commonly found code non-compliant item is ABS drain materials/fittings glued together with PVC drain material/fittings. CFR 3280.610 (b).
Complies_____ Correction Required_____ Correction Completed____

11. Exterior hose bibs (water faucets) must be installed with a backflow prevention device (vacuum breaker). The installation of potable water supply piping or fixture or appliance connections shall be made in a manner to preclude the possibility of backflow. CFR 3280.609 (b) (2 & 7).
Complies_____ Correction Required_____ Correction Completed____

12. Water heaters must have a pressure-temperature relief valve which will activate at 150 p.s.i. and at or below a water temperature of 210 degrees F. There must also be a full size drain line with a cross section area equal to that of the relief valve, extended to discharge beneath the manufactured home. CFR 3280.609 (c) (ii & iii). Homes manufactured after May 31, 2006, are required to have a drip pan under the water heater (CFR 3280.709 (h)) and the line may empty into the pan on those homes.
Complies_____ Correction Required_____ Correction Completed____

13. Fire blocking (fire stop collars) must be installed around all openings for pipes, vents, flue stacks, and other penetrations in walls, floors, and ceilings of furnace and water heater spaces. CFR 3280.206 (c). Common areas found that are non-compliant are flue locations at the ceiling line.
Complies_____ Correction Required_____ Correction Completed____

14. Cooking appliances shall be ventilated by a metal duct not less than 12.5 square inches in area located above the appliance and terminating outside of the home, or by listed mechanical ventilating equipment installed in accordance with the listing installed not more than 10' horizontal distance from the appliance. CFR 3280.710 (e) and NFPA 501B section 6.4.5.
Complies_____ Correction Required_____ Correction Completed____

15. Vertical clearance of 24" to the bottom of combustible cabinets must be maintained above the cooking top. CFR 3280.204 (e).
Complies_____ Correction required_____Correction Completed____

16. Smoke alarms must be installed in manufactured homes.
    - Homes manufactured after July 31, 2002, must have hard wired alarms in each sleeping room and in an area to protect the living area and kitchen space. CFR 3280.208 (b).
    - Homes manufactured from June 14, 1976 to July 31, 2002, must have hard wired alarms located between the bedroom areas and living areas of the home. CFR 3280.208 (b). If homes have bedrooms at each end of the home two alarms minimum are required.
    - Homes manufactured from July 1, 1972 to June 14, 1976, must have either hard wired or battery operated alarms located between the bedroom areas and living areas of the home. NFPA 501B, sections 9.1 & 9.2. If homes have bedrooms at each end of the home two alarms minimum are required.

Complies_____ Correction Required_____ Correction Completed____

17. Floors are required to support 40# per square foot live load and a 200# concentrated load on a 1' diameter disk where deflection is not to exceed 1/8". CFR 3280.305 (g). Common examples of not code compliant locations are in bathroom, laundry areas, water heater rooms, and by front or rear entry doors where floor decking is been exposed to water and softened the decking.
Complies_____ Correction Required_____ Correction Completed____

18. Floor decking in kitchens, bathrooms, laundry areas, water heater compartments is required to be protected from moisture. CFR 3280.305 (g) (2) allows for protection by sealing with an approved sealer or an overlay of nonabsorbent material and all penetrations are to be protected with a sealant.
Complies_____ Correction Required_____ Correction Completed____

19. Homes manufactured after November 30, 2005 (see data plate-date of manufacture) are required to have corrosion-resistant water drip collection and drain pan installed under each water heater CFR 3280.709 (h).
Complies_____ Correction Required____ Correction Completed____

20. Bottom board materials (belly board) must be sealed to resist the entrance of rodents around pipes, ducts, repairs, etc. CFR 3280.307 (d) and 3280.705 (a).
Complies_____ Correction Required____ Correction Completed____

21. Exterior coverings and exterior doors/windows shall prevent allowing the elements (rain, snow, etc.) from exposed interior materials. CFR 3280.307 (a & b). This would include joints between dissimilar materials.
Complies_____ Correction Required____ Correction Completed____

22. Rooms in homes are required to have windows for minimum natural light and ventilation.
    - Each habitable room shall have 8% light and 4% ventilation on HUD label units built after June 14, 1976. CFR 3280.103.

Complies_____ Correction Required_____ Correction Completed____

    - Each habitable room shall have 10% light and 5% ventilation on State labeled units built from July 1, 1972, through June 14, 1976. NFPA 501B section 8.1

Complies_____ Correction Required_____ Correction Completed____

    - Kitchen and bathrooms may be provided with artificial light and mechanical ventilation. NFPA 501B section 8.1 and CFR 3280.103.

Complies_____ Correction Required_____ Correction Completed____

    - Each bathroom must have ventilation by either mechanical method 1 air change every 12 minutes or by means of 1.5 square foot of open able window in State labeled homes (7/1/72 – 6/14/76) and HUD labeled homes (6/15/76 – 10/25/93). NFPA 501B section 8.1.2 and CFR 3280.103

Complies_____ Correction Required_____ Correction Completed____

- Each bathroom must have a mechanical ventilation system capable of exhausting 50 cfm to the outside of the home on HUD labeled units (1026/93 – current date of manufacture). CFR 3280.103 (c) (3).

Complies_____ Correction Required_____ Correction Completed____

23. Homes must have one egress window in each bedroom.
    - State labeled homes 7/1/1972 through 6/14/1976, clear opening of 22 inches in width and height and 5 square foot in area. Sill height not more than 48' above the floor. NFPA 501B section 8.3.1 (c).

    Complies_____ Correction Required_____ Correction Completed____
    - HUD labeled homes 6/14/1976 to the current date of manufacture, net clear opening of 20" wide and 24" high, 5 square foot in area, with sill height of window opening no more than 36" above the floor, and tabs or other operational devices shall not be located more than 54" above the finished floor. CFR 3280.106

    Complies_____ Correction Required_____ Correction Completed____
    - HUD labeled homes located in Minnesota shall be equipped with storm windows or insulated glass. CFR 3280.506 (c).

    Complies_____ Correction Required_____ Correction Completed____

24. Manufactured homes shall have 2 exit doors located remote from each other. NFPA 501B section 8.3.1 (a) and CFR 3280.105 (a). Manufactured homes exterior exit doors must be at least 12' from each other in single section homes and must be at least 20' from each other in multi-section homes. CFR 3280.105 (a) (2).

    Complies_____ Correction Required_____ Correction Completed____

25. In HUD label homes (6/15/76 to present date of manufacture) an exit doors shall not be more than 35' from each bedroom doorway. CFR 3280.105 (a) (2) (IV).

    Complies_____ Correction Required_____ Correction Completed____

26. Glazing in all entrance doors, sliding glass doors, unbacked mirrored wardrobe doors, shower and bathtub enclosures to a height of 6' above the floor, and sidelights within 12" of either side of an entrance door must be safety glazing materials which comply with ANSI Z97.1-1984.

    Complies_____ Correction Required_____ Correction Completed____

27. Gas line piping shall not be used for electrical ground. CFR 3280.705 (l) (5).

    Complies_____ Correction Required_____ Correction Completed____

28. Electrical distribution panel boards shall not be located in Bathrooms. The shall be 6" of clearance from easily ignitable materials maintained in front

of the panel board. There shall be a clear working space of 30" wide and 30" in front of the panel board. CFR 3280.804 (f).
Complies_____ Correction Required_____ Correction Completed____

29. Manufactured homes built and labeled under the State program (7/1/1972 through 6/14/1976) must have a State issued construction label on the exterior of the home. MSBC 1350.0400 subpart 1.
Complies_____ Correction Required_____ Correction Completed____

30. Manufactured homes built and labeled in accordance with the HUD program June 15, 1976 and to present date of manufacture must have a construction label on each exterior section of the home. CFR 3280.11. Each manufactured home with HUD certification labels must have a data plate permanently located in the home. CFR 3280.5. The data plate must contain the manufacturer's name and production address, date of manufacture of the home, roof design load, wind design load, heating design, and list all major factory installed appliances.
Complies_____ Correction required_____ Correction Completed____

31. Manufactured homes with proposed alterations or additions added on must have plans/specifications approved by LAHJ or CCLD with all permits and inspections required. MSBC 1350.3800. If the home is a new manufactured home covered under warranty (MS 327B.02 and 327B.03) written permission from the manufacture for the alteration or addition must also be obtained.
Complies_____ Correction required_____ Correction Completed____

I have inspected the above items to verify compliance of the items to the manufactured home construction codes that the home was required to be constructed to.

_____ _____
Signature of Certified Building Official/Inspector Date

OR

_____ _____
Signature of Licensed Manufactured Dealer Date