



Residential Swimming Pool Requirements for Building Permit Application

1. Completed Building Permit application form with signature
2. Submit two (2) copies of plans showing proposed designs and materials. Plans shall be drawn to scale and shall include the following information.
 - a. A floor plan indicating the proposed pool size, the location of the pool in relation to the house, lot lines, setback limits, and drainage and utility easements, materials used in foundation, rebar, and other construction materials;
 - b. Elevations indicating the height and depth of the structure from established grade, size and depth of the footings, height, location, and material of fencing;
 - c. Any additional requirements may be requested by the Building Official.

Pools over 24 inches or 5,000 gallons deep require a building permit, even if they are not permanent structures. Inflatable pools are not exempt from current code requirements

Pools over 42 inches or deeper require a surrounding 48 inch fence equipped with self closing and self latching devices. Attached is a guide with **ADDITIONAL REQUIREMENTS** about pools and fencing around pools.

Note: *The aforementioned criterion represent general code requirements relative to swimming pools. For specific code and zoning requirements, please contact the Building Official at (763) 479-1720 or toll free 1-800-223-1720 or the Planning Department at (952) 492-2535.*



Rules For Pools

Barriers for Swimming Pools, Spas, and Hot Tubs



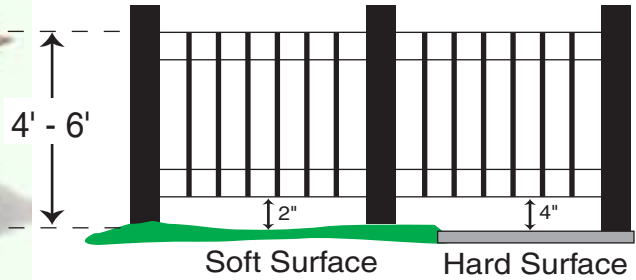
Above-Ground Pools

Where an above-ground pool structure is used as a barrier or where the barrier is mounted on top of the pool structure, and the means of access is a ladder or steps, then:

- The ladder or steps shall be capable of being secured, locked, or removed to prevent access
- OR-
- The ladder or steps shall be surrounded by a 4' - 6' barrier

- Outdoor Swimming Pools -

- An outdoor swimming pool shall be provided with a barrier that shall be installed, inspected, and approved prior to plastering or filling w/ water.
- The barrier shall comply with the following rules on this page:

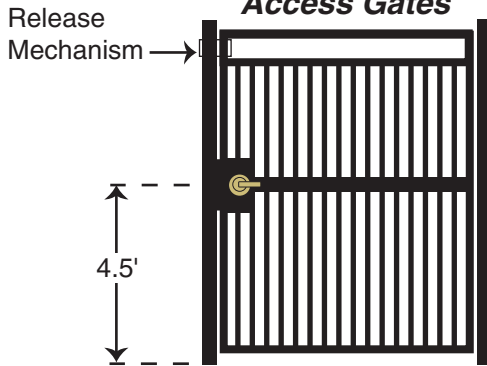


Openings in the barrier shall not allow passage of 1.75" diameter sphere.

EXCEPTIONS:

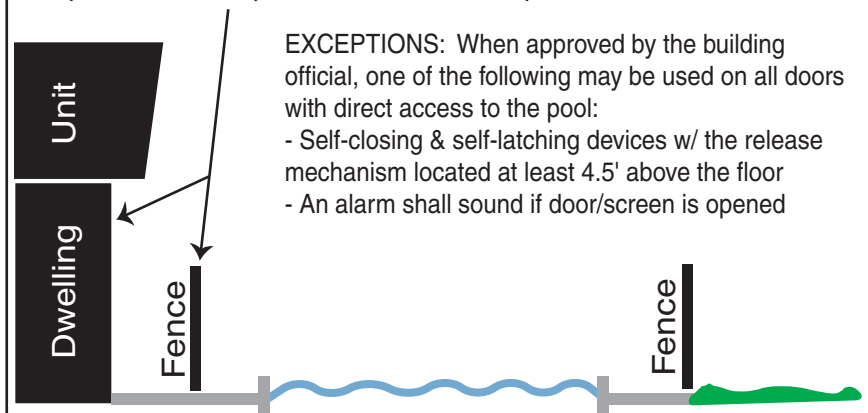
1. When vertical spacing between such openings is 45" or more, the opening size may be increased such that the passage of a 4" diameter sphere is not allowed.
2. For fencing composed of vertical and horizontal members the spacing between vertical members may be increased up to 4" when the distance between the tops of horizontal members is 45" or more.

Access Gates



- Pedestrian access gates shall be self-closing and have a self-latching device
- Release mechanism shall be located on the pool side at least 3" below the top of the gate
- The gate and barrier shall have no opening greater than 0.5" within 18" of the release mechanism
- Pedestrian gates shall swing away from the pool
- Any gates other than pedestrian access gates shall be equipped with lockable hardware or padlocks and shall remain locked at all times when not in use

Where a wall serves as part of the barrier and contains door openings between the dwelling unit and the pool that provides direct access to the pool, a 4' - 6' separation fence shall be provided.



- EXCEPTIONS:** When approved by the building official, one of the following may be used on all doors with direct access to the pool:
- Self-closing & self-latching devices w/ the release mechanism located at least 4.5' above the floor
 - An alarm shall sound if door/screen is opened

Chain link fences used as the barrier shall not be less than 11 gage

